

Cooper Bussmann

[Homepage](#)
[About Cooper Bussmann](#)
[Contact Us](#)
[Privacy](#)
[Legal](#)
[Cooper Bussmann® Brand](#)
[Site Map](#)


6125TD1A

Product Information

Product Type:	Fuse
Product Family:	Electronic

Description

- Time Delay surface mount fuse
- Complies with EIA-IS-722 Standard
- Solder Immersion Compatible



ELECTRICAL CHARACTERISTICS	
% of Amp Rating	Opening Time
100%	4 Hours Minimum
200%	1 Second Minimum
200%	2-4 Seconds Typical
200%	60 Seconds Maximum

Agency Information

- UL Recognition Guide & File numbers: JDYX2 & E19180.
- CSA Component Acceptance: 053787 C 000 & Class No: 1422 30.

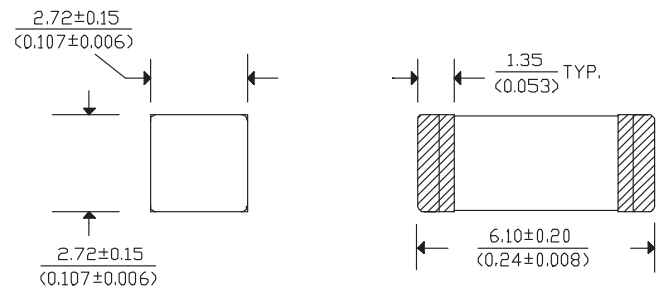
Environmental Data

- Life Test: MIL-STD-202, Method 108A, Test Condition D
- Load Humidity: MIL-STD-202, Method 103B
- Moisture Resistance: MIL-STD-202, Method 106E
- Thermal Shock: MIL-STD-202, Method 107D, air-to-air
- Case Resistance: EIA/IS-722
- Resistance to Dissolution of Metallization: ANSI J-STD-002, Test D
- Mechanical Shock: MIL-STD-202, Method 213B, Test Condition A
- High Frequency Vibration: MIL-STD-202, Method 204D, Test Condition D
- Resistance to Solvents: MIL-STD-202, Method 215A

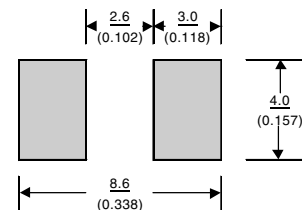
Ordering

- Specify packaging and product code (i.e., TR1/6125TD500-R)

Dimensions mm/(inches)



Land Pattern



Soldering Method

- Wave Immersion: 260°C, 10 sec max.
- Infrared: 260°C, 30 sec max.

SPECIFICATIONS

Product Code	Current Rating	Voltage Rating		Interrupting Rating*		Resistance (ohms)** Typ.	Typical Melting I [†] t	Typical Voltage Drop‡
		AC	DC	125VAC	60VDC			
6125TD500-R	500mA	125V	60V	50A	50A	0.4025	0.716	245 mV
6125TD750-R	750mA	125V	60V	50A	50A	0.2350	1.07	250 mV
6125TD1-R	1A	125V	60V	50A	50A	0.1680	2.88	256 mV
6125TD1.5-R	1.5A	125V	60V	50A	50A	0.0630	2.35	125 mV
6125TD2-R	2A	125V	60V	50A	50A	0.0480	9.45	133 mV
6125TD2.5-R	2.5A	125V	60V	50A	50A	0.0350	16.2	130 mV
6125TD3-R	3A	125V	60V	50A	50A	0.0263	15.3	97 mV
6125TD3.5-R	3.5A	125V	60V	50A	50A	0.0195	14.5	95 mV
6125TD4-R	4A	125V	60V	50A	50A	0.0185	38.8	106 mV
6125TD5-R	5A	125V	60V	50A	50A	0.0133	34.4	100 mV
6125TD7-R	7A	125V	60V	50A	50A	0.0087	90.2	99 mV

* AC Interrupting Rating (Measured at designated voltage, 100% power factor); DC Interrupting Rating (Measured at designated voltage, time constant of less than 50 microseconds, battery source)

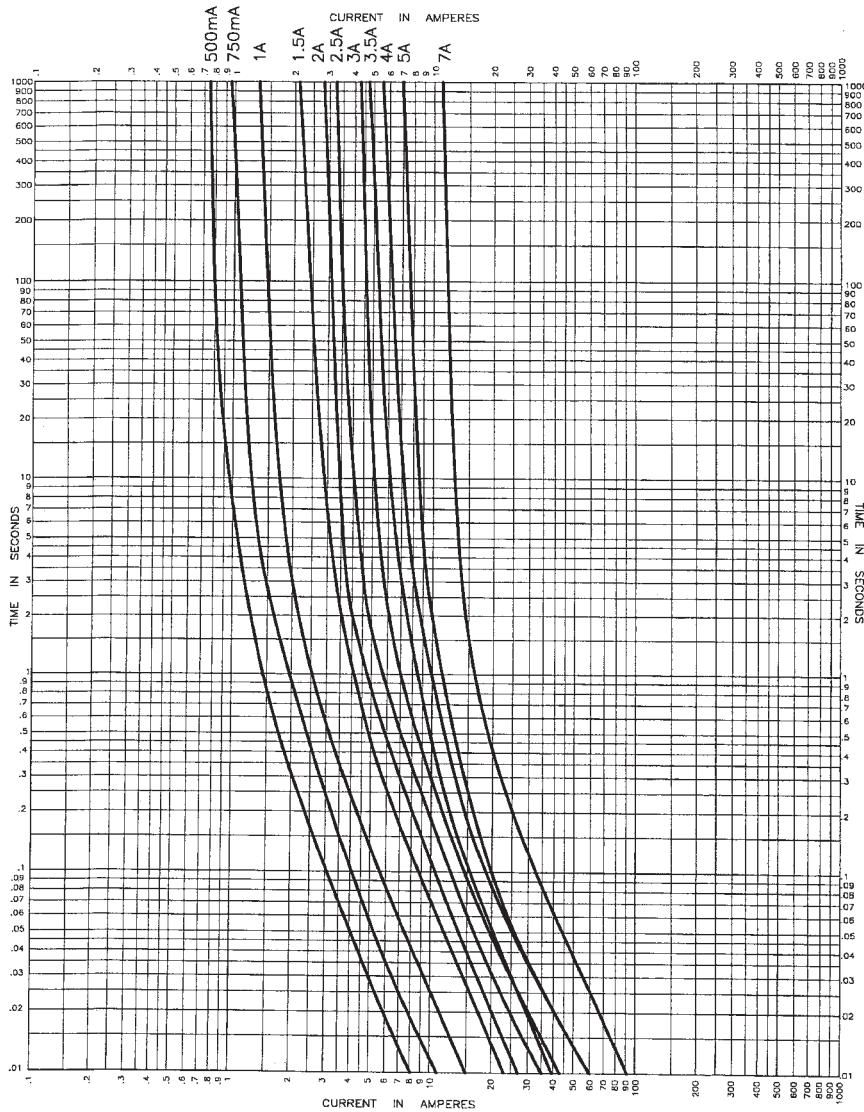
** DC Cold Resistance (Measured at 10% of rated current)

† Typical Melting I[†]t (Measured with a battery bank at rated DC voltage, 10x-rated current (not to exceed IR), time constant of calibrated circuit less than 50 microseconds)

‡ Typical Voltage Drop (Measured at rated current after temperature stabilizes)

Device designed to carry rated current for four hours minimum. An operating current of 80% or less of rated current is recommended, with further derating required at elevated ambient temperatures.

TIME CURRENT CURVE



PACKAGING CODE					
<table border="1"> <tr> <th>Packaging Code</th> <th>Description</th> </tr> <tr> <td>TR1</td> <td>1000 pieces of fuses on 12mm tape-and-reel on a 7 inch (177mm) reel per EIA Standard 481</td> </tr> </table>	Packaging Code	Description	TR1	1000 pieces of fuses on 12mm tape-and-reel on a 7 inch (177mm) reel per EIA Standard 481	
Packaging Code	Description				
TR1	1000 pieces of fuses on 12mm tape-and-reel on a 7 inch (177mm) reel per EIA Standard 481				